

S

# Storage Solutions

*For Your Yard and Garden*





Storage  
Solutions

*For Your Yard and Garden*

# *Welcome...*

*Whether you need to replace an existing shed or simply want more storage space, our line of quality wood storage sheds may be the perfect solution. On the following pages you will find a variety of sheds, garages etc. with plenty of options to add. Enjoy.*

## *Contents*

Grandewood Classic	4 to 6
Vinyl Sheds	7 to 9
Wood Sheds	10 to 12
Hinged Roof Sheds and Garages	13
Garages	14
Lean-To Sheds	15
Shed Gutter	16
Options	17
Design your Shed	18 & 19
Delivery Options	20

S

# Storage Solutions

*For Your Yard and Garden*





Storage  
Solutions

*For Your Yard and Garden*


# *Welcome...*

*Whether you need to replace an existing shed or simply want more storage space, our line of quality wood storage sheds may be the perfect solution. On the following pages you will find a variety of sheds, garages etc. with plenty of options to add. Enjoy.*

## *Contents*

Grandewood Classic	4 to 6
Vinyl Sheds	7 to 9
Wood Sheds	10 to 12
Hinged Roof Sheds and Garages	13
Garages	14
Lean-To Sheds	15
Shed Gutter	16
Options	17
Design your Shed	18 & 19
Delivery Options	20

# Shed Construction




## WOOD SHED SPECIFICATIONS

1. **Foundation:** 4x4 Pressure-Treated Foundation Beams
2. **Subflooring:** 2x4 Framing, 16-in O.C. (pressure-treated)
3. **Flooring:** 5/8-in Exterior Grade Plywood Smart Floor (pressure-treated or Smart Floor optional)
4. **Wall Framing:** 2x4 Framing, 16-in O.C.
5. **Siding:** 1/2-in Deep Groove Duratemp Fir Siding or 7/16-in Smart Panel
6. **Roof Framing:** 2x4 Double Gusseted Rafters, 16-in O.C.
7. **Sheathing:** 1/2-in CDX Plywood or 7/16-in OSB ( Tech Shield sheathing optional)
8. **Roofing:** GAF Lifetime Shingles w/Aluminum Drip Edging
9. **Doors:** Heavy-Duty Wood Doors with 2x3 Framing
10. **Windows:** Aluminum Vertical Slider windows with grids and screens or aluminum jalousie with screens

## VINYL SHED SPECIFICATIONS

1. **Foundation:** 4x4 Pressure-Treated Foundation Beams
2. **Subflooring:** 2x4 Framing, 16-in O.C. (pressure-treated)
3. **Flooring:** 5/8-in Exterior Grade Plywood (pressure-treated or Smart Floor optional)
4. **Wall Framing:** 2x4 Framing, 16-in O.C.
5. **Siding:** Double 4 1/2-in DutchLap Vinyl Siding (D-4 Optional)
6. **Roof Framing:** 2x4 Double Gusseted Rafters, 16-in O.C.
7. **Sheathing:** 7/16-in OSB ( Tech Shield sheathing optional) 1/2" plywood optional
8. **Roofing:** GAF Lifetime Shingles w/Aluminum Drip Edging
9. **Doors:** Fiberglass embossed panel doors
10. **Windows:** Aluminum Vertical Slider windows with grids and screens

*We have engineered drawings for all styles of our sheds. They are available sealed in every state.*



# Grandewood Classic

The Grandewood Classics line meets the demand for an upscale storage shed. This line features that extra detail along with our legendary craftsmanship for the discriminating homeowner. Featuring the wider roof overhangs and fascias, wider door and window trims, larger windows and other features. This line is available in vinyl or wood siding.

6-inch overhang is standard on Grandewood Classics except The Garden.



POPULAR OPTIONS

			
Deluxe Vents	Widowed Cupola	Regular Cupola	Ramp

## THE CARRIAGE

**Shown:** 10x16

**Shingles:** Charcoal

**Siding:** Navajo LP Smart Panel

**Trim:** Tan

**Doors & Shutters:** Black

**Options:** Deluxe Vents, Black Windows



## THE ESTATE

**Shown:** 10x16

**Shingles:** Weatherwood

**Siding:** Navajo

**Trim:** Tan

**Doors & Shutters:** Avocado

**Options:** Vents



## THE ESTATE

**Shown:** 10x16

**Shingles:** Charcoal

**Siding:** Red LP Lap

**Trim:** White

**Shutters & Door:** Black

**Options:** Deluxe Vents, Black Windows



## FEATURES

**Shown:** 10x16

**Shingles:** Hickory

**Siding:** Navajo LP Smart Panel,  
Tan Trim, Red Doors & Shutter

**Options:** Gable Vents



## THE KINGSTON

The Kingston is a very popular and beautiful shed offering both a front and side entrance. The Kingston shown has an optional fiberglass 9-lite door. Side door entrance with ramp is great for larger tools or tractors.

## FEATURES

**Shown:** 10 x 14

**Shingles:** Weatherwood  
Siding: Sand Vinyl  
Clay Trim / Black Shutters

**Options:** Gable Vents,  
Fiberglass 9-Lite Door,  
Ramp

## THE GARDEN Tan LP Smart Panel

The Garden shed like all our Grandewood Classics, can be customized with color, roof, windows, and much more

The Garden can come with DuraTemp or Vinyl Siding.

## FEATURES

**Shown:** 10 x 14 with  
4" Overhang

**Shingles:** Weatherwood

**Siding:** Tan LP Smart  
Panel Beige Trim / Clay  
Doors & Shutters

**Options:** Gable Vents,  
Ramp



# Grandewood Classic cont.



## THE KINGSTON WITH TRIPLE DORMER

**Shown:** 10 x 16

**Shingles:** Charcoal

**Siding:** Avocado

**Trim:** Navajo

**Options:** Deluxe Vents

## 10-12 PITCH WITH TRIPLE DORMER

**Shown:** 12 x 16

**Shingles:** Shakewood

**Siding:** Tan

**Trim:** Brown

**Options:** 7' 6" walls

Deluxe Vents



### POPULAR OPTIONS



Deluxe  
Vents



Ramp



# Vinyl Sheds

Vinyl Sheds, as with any of our sheds, make the perfect place for storage or even hobbies such as crafting.

We are amazed that the amount of uses our customers come up with for their sheds.

Man or she cave is not just a term, it's a way of life



## THE QUAKER

The Garden shed like all our Grandewood Classics, can be customized with color, roof, windows, and much more. The Garden can come with DuraTemp or Vinyl Siding.

### FEATURES

**Shown:** 10 x 14

**Shingles:** Pewter

**Trim:** White

**Shutters:** Blue

**Options:** Cupola



## THE VILLA

The Villa is a beautiful shed for any yard that can be customized to your landscape.

The Villa is shown with a standard octagon window above the door, and both a front and side entrance. This shed has it all, a great look and plenty of storage space for your personal belongs.

### FEATURES

**Shown:** 10 x 16

**Shingles:** Charcoal

**Siding:** Sand, White Trim / Black Shutters

# Vinyl Sheds cont.



## THE CHALET

A very popular seller, The Chalet shown helps us to understand how you can create a stunning shed with the many options available.

Keep in mind that you can customize the size as well to ensure proper storage for all your belongings.

## FEATURES

- Shown:** 10 x 14
- Shingles:** Weatherwood
- Siding:** Khaki White Trim / Black Shutters
- Options:** Octagon Window, Gable Vents, 11-lite Door, Flower boxes

## THE COTTAGE

The Cottage shed shown offers double doors with an optional ramp.

The hip style roof is very unique and will have your friends talking

## FEATURES

- Shown:** 10 x 14
- Shingles:** Pewter Gray
- Siding:** Pewter White Trim / Red Shutters



## THE MINI-BARN

The Mini-Barn is well known shed used many times for storage.

This is a solid structure that will fulfill your storage needs for years to come.

## FEATURES

- Shown:** 10 x 12
- Shingles:** Pewter Gray
- Siding:** Pewter
- Trim:** White





## THE CAPE

The Cape shed is one of our largest A-Frame sellers. The 4-lite windowed doors, front windows, and optional windowed cupola provide plenty of light for your shed.

This is an upscale shed from the gable. The Cape offers 6" overhangs on the gables and a 7-12 pitch roof.

## FEATURES

- Shown:** 10 x 14
- Shingles:** Charcoal
- Siding:** Pewter  
White Trim / Black Shutters
- Options:** Windowed Cupola

## THE GABLE

The Gable is our largest seller. While basic, you can dress the shed up to accommodate your exact needs.

This is a beautiful shed that is shown with optional vents on the side.

Vents will allow for greater circulation of air adding years to your structure

## FEATURES

- Shown:** 8 x 12
- Shingles:** Weatherwood
- Siding:** Sand  
Clay Trim / Clay Shutters
- Options:** Gable Vents



## THE DUTCH BARN

This vinyl Dutch Barn shed is an attractive yet unique looking shed. The shed offers additional space including a loft area.

If you need an attractive shed that offers additional space, the Dutch Barn is a great choice.

## FEATURES

- Shown:** 8 x 12
- Shingles:** Weatherwood
- Siding:** Autumn Tan  
Clay Trim / Clay Shutters
- Options:** Gable Vents, Ramp

### POPULAR OPTIONS



Deluxe Vents



Regular Cupola



Ramp

# Wood Sheds

Our Wood Sheds are LP! With today's green concern and LP's production of engineered materials, our LP sheds are a natural choice for building green and having a low environmental impact.

LP products have one of the most competitive warranties on the market. Our LP sheds feature LP Smart Panel siding and the optional LP Smart Floor and LP Tech Shield radiant barrier roof sheathing.



## GABLE

Our Gable shed is within our basic but beautiful woodshed line. Shown with double doors.

**Shown:** 10 x 12

**Roof:** Brown Metal

**Siding:** Avocado, Avocado Trim

**Options:** Metal Roof

## SALTBOX

**Shown:** 10 x 12

**Shingles:** Pewter Gray

**Siding:** Ronks Gray

Ronks Gray Trim

**Options:** Vents

This saltbox has 7'6" walls on front, 5' walls on back  
10-12 Pitch Front Roof  
8'12 Pitch Back Roof





## THE CAPE

Our wood Cape shed offers a 7-12 pitch roof which is steeper offering a unique look.

Our shingles offer a limited lifetime warranty.

The Cape can be customized with all color, roof, and window options.

## FEATURES

- Shown:** 10 x 14
- Shingles:** Shakewood
- Siding:** Clay Beige Trim / Brown Shutters
- Options:** Ramp

## THE MINI BARN

Much like our vinyl Mini-Barn, our wood Mini-Barn is known to be a great structure for storage.

The optional cupola is something that should be considered on any shed. This allows for circulation adding years to the life of your shed.

## FEATURES

- Shown:** 10 x 12
- Shingles:** Fox Hollow Gray, Lt. Gray Siding / White /Trim
- Options:** Cupola, Gable Vents



## THE BARN

One of the biggest features of The Barn shed is the tall walls. These are 6' foot walls instead of 4' allowing for additional space for shelving and tools.

This is the perfect shed for tools and personal belongings.

## FEATURES

- Shown:** 10 x 10
- Shingles:** Fox Hollow Gray
- Siding:** Red, White Trim



### POPULAR OPTIONS



Deluxe Vents



Regular Cupola



Ramp

# Wood Sheds cont.



## THE QUAKER

The Quaker shed offers an over hang with higher walls in the front which offers more room for your belongings.

The Quaker also offers more detail and is dressed up a bit over the gable.

## FEATURES

**Shown:** 10 x 14

**Shingles:** Pewter Gray

**Siding:** Ronks Gray

White Trim / Gray Shutters

**Options:** Gable Vents

## THE DUTCH BARN

The Dutch Barn is known for a unique style and look and is many times used as a storage shed.

This design allows for more room up top to create one or two lofts adding to the space in your shed.

**Shown:** 10 x 14

**Shingles:** Weatherwood

**Siding:** Clay

Navajo Trim / Red Shutter



# Hinged Roof Sheds & Garages



## 10 x 16 ESTATE

**Shingles:** Charcoal

**Siding:** Gray

Trim White / Doors & Shutters Black

**Options:** 7'6" walls, 10-12 Pitch Roof, Deluxe Vents

## 12 x 16 ESTATE

**Shingles:** Shakewood

**Siding:** Tan, Trim Brown

**Options:** Brown Windows, Deluxe Vents, 7'6" Walls, 10-12 Pitch, Triple Dormer



## 12 x 22 ESTATE

**Shingles:** Charcoal

**Siding:** White, Trim Black

**Options:** Black Windows, 10' Dormer, 10-12 Pitch Roof, Transoms above O/H Door, Black Carriage Style O/H Door, House Door Painted



# Garages

Need a garage to park your car out off he elements? We have the garage that will fit the demands on your list.

Whether it's just more room to store your things or a nice place to have your workbench.

From our two-story gable to our single-car and modular units, all are built to last!

Let us build your garage for you and help add value to your home and property.



## THE TWO-STORY GARAGE

Red LP Smart Panel Siding

This two story garage offers a one car garage and a 2nd story designated for a work area.

This garage is built with the star shutters, garden side door, and transom windows.

### FEATURES

**Shown:** 14 x 24

**Shingles:** Weatherwood

**Siding:** Red LP Smart Panel  
Beige Trim / Gray Shutters

**Options:** Cupola & Weathervane,  
Heritage Garage Door, Gable Vents

## SINGLE BAY

If you are looking for the perfect one car non attached garage, you found it.

This garage shown has plenty of space for your vehicle and a work area.

The single bay comes standard with a side entrance.

### FEATURES

**Shown:** 12 x 20

**Shingles:** Weatherwood

**Siding:** Sand Vinyl Siding  
Beige Trim / Red Shutters

**Options:** Heritage Garage Door,  
Gable Vents





# Lean-To Sheds

Our Lean-To Sheds are designed to fit against your existing garage or house and are available in vinyl or wood.

These are very popular if you don't have a lot of room in your yard but need additional storage area.

Our Lean-To Shed can be built in different sizes and customized to the look of your home.



## VINYL LEAN-TO SHEDS



### MODULAR Clay LP Smart Panel

Our Modules are brought in two halves. In most areas, our driver can assist you in putting them together.

Two 24 x 36 windows, a side entry

door, and two 9 x 7 garage doors are standard with the modular

### FEATURES

**Shown:** 24 x 24

**Shingles:** Weatherwood

**Siding:** Clay LP Smart Panel  
Navajo Trim / Red Shutters


## FIREWOOD SHEDS

Our Firewood Sheds are an attractive and practical way to provide storage for you firewood.



## DOG HOUSES

Our dog houses are available in the Chalet or barn styles, in different sizes and colors.



## CHICKEN COOPS

Our chicken coops are available in different sizes and colors.



# Shed Gutters



*Keep Your Shed Protected & Beautiful for Many Years*

**We Create 4" Seamless Aluminum Gutters Designed Exclusively for the Shed Industry.**



- ✓ ***Extend the life of your shed***
- ✓ ***Maintenance-free***
- ✓ ***Prevent foundation repairs***
- ✓ ***Enhance your shed's appearance***
- ✓ ***Prevent erosion...control water runoff***
- ✓ ***Our rust-free seamless gutters last for many years***
- ✓ ***6 colors available***

Black

Brown

Clay

Green

White

Red



# Options



Stacked Stone Front



Metal Roof



Heritage Garage Doors



Cupola



Windowed Cupola



11-Lite Door



9-Lite Door



Transom Windows




Arch Window



Octagon Window



Ramp




LP Window Trim



Deluxe Gable Vent



Regular Vinyl Gable Vent



Arch Gable Vent



Flower Box



Porch



Loft and Shelving



Raised Panel Shutters



Rollup Door



Trim & Star Shutters



No Star Shutters



15-Lite Door



Coppertone Cupola




Regular Vent

## Other Options Available

- Pressure Treated Floors
- Higher Walls
- Additional Doors
- Custom Size Doors
- Dutch Doors
- Overhead Garage Doors
- Additional Windows
- Picture Windows
- Ridge Vents
- Weathervanes
- Interior Partitions
- Workbenches
- Custom Colors
- Stone Front Options
- Shed Dormers

# Design Your Shed

1. Choose the size you need..
2. Select the style you prefer
3. Choose your preferred siding material: Vinyl or Wood (  Smart Panel or DuraTemp)
4. Choose the color for your siding.

## VINYL SIDING COLORS



## WOOD SIDING COLORS



5. Choose the trim color.

## VINYL TRIM COLORS



## WOOD TRIM COLORS




**6.** Choose the shutter color.

## SHUTTER COLORS




**7.** Choose the roof color.

## ARCHITECTURAL SHINGLE COLORS



## METAL ROOF COLORS



**8.** Choose the stacked stone front color.

## STACKED STONE FRONTS COLORS



# Delivery Options



## FULLY ASSEMBLED

If your site is accessible, our professionals use trucks and trailers designed specifically to place your shed exactly where you want.



## SPECIAL DELIVERY & INSTALLATION

We can arrange to have your shed installed by crane or similar method should the site be inaccessible by truck.




## KIT PACKAGE

If your site is not accessible, we can deliver the shed as a package and our professionals will come and assemble it.



## CUSTOM BUILT ON SITE

If you have a special order or have a unique location, our professionals can come and build a shed to your specs right on your site.



## WOOD TRIM COLORS




**6.** Choose the shutter color.

## SHUTTER COLORS




**7.** Choose the roof color.

## ARCHITECTURAL SHINGLE COLORS



## METAL ROOF COLORS



**8.** Choose the stacked stone front color.

## STACKED STONE FRONTS COLORS



# Delivery Options



## FULLY ASSEMBLED

If your site is accessible, our professionals use trucks and trailers designed specifically to place your shed exactly where you want.



## SPECIAL DELIVERY & INSTALLATION

We can arrange to have your shed installed by crane or similar method should the site be inaccessible by truck.



## KIT PACKAGE

If your site is not accessible, we can deliver the shed as a package and our professionals will come and assemble it.



## CUSTOM BUILT ON SITE

If you have a special order or have a unique location, our professionals can come and build a shed to your specs right on your site.

